

VERONEX Instrument Cases

Contents of kit

Description	Qty.	Material/Finish
Base moulding	1	RAL 7035,UL94-V0 flame retardant ABS
Top moulding	1	RAL 7035,UL94-V0 flame retardant ABS
Moulded end panel	1	RAL 7035,UL94-V0 flame retardant ABS
Aluminium end panel	1	1,6mm anodised aluminium
Case fixing screws	4	
Self adhesive feet (sizes 3,4 and 5)	4	
Self tapping pcb screws	4	
Battery cover in battery compartment versions. (as base moulding)		

Ordering information

Description: Without battery compartment

Size	H	W	D	Order code
4	190	100	40	75-228105
	190	100	60	75-228106
	190	100	80	75-228107
5	185	135	40	75-228108
	185	135	65	75-228109
	185	135	80	75-228110

Description: With battery compartment

Size	H	W	D	Order code
4 ?	190	100	40	75-227920
4 ??	190	100	60	75-227921
5 ?	185	135	40	75-227922
5 ??	185	135 </td <td>65</td> <td>75-227923</td>	65	75-227923

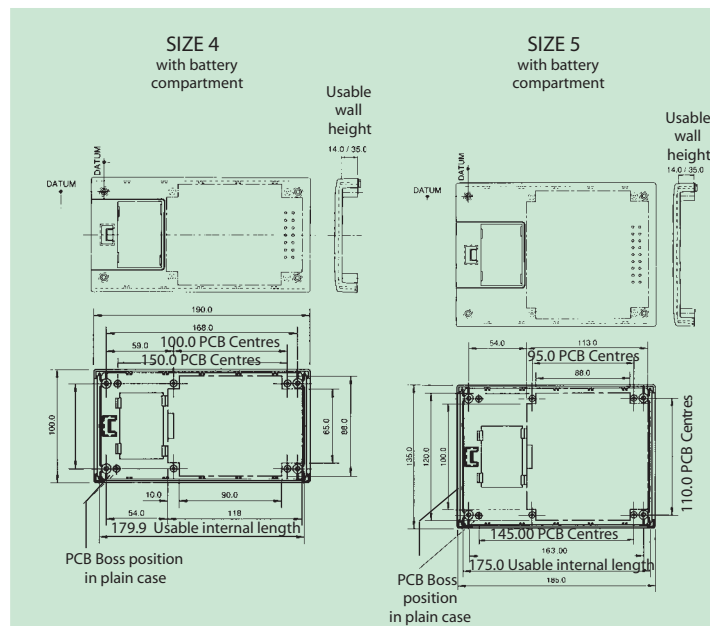
? Case will accept Shallow Battery Box

?? Case will accept either Shallow or Deep Battery Box

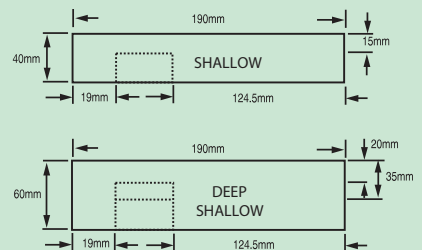
For details of a full range of VERONEX compatible accessories, please refer to page 15.



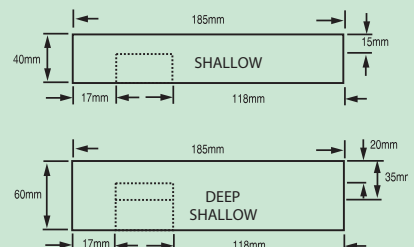
VERONEX instrument



SIZE 4 - SHALLOW / DEEP BATTERY BOX



SIZE 5 - SHALLOW / DEEP BATTERY BOX



VERONEX Instrument Cases

The instrument case range consists of two cover mouldings and two end panels - one plastic and one aluminium.

Battery compartments with sliding covers are supplied as standard in 9 different unit sizes. Battery holders, used in conjunction with the battery compartment are designed to accept a variety of battery sizes.

The two smaller plan sizes (2 and 3) can be fitted with an optional belt clip accessory, and the larger units are supplied with 4 self adhesive non slip feet for table top instrumentation applications. Knock-out keyslots are stamped in the mouldings for wall mounted instrumentation applications.

Contents of kit

Description	Qty.	Material/Finish
Base moulding	1	RAL 7035,UL94-V0 flame retardant ABS
Top moulding	1	RAL 7035,UL94-V0 flame retardant ABS
Moulded end panel	1	RAL 7035,UL94-V0 flame retardant ABS
Aluminium end panel	1	1,6mm anodised aluminium
Case fixing screws	4	
Self adhesive feet (sizes 3,4 and 5)	4	
Self tapping pcb screws	4	
Battery cover in battery compartment versions.		

Ordering information

Description: Without battery compartment

Size	H	W	D	Order code
	120	60	30	75-228099
2	120	60	40	75-228100
	120	60	50	75-228101
	120	60	30	75-228102
3	120	60	40	75-228103
	120	60	50	75-228104

Description: With battery compartment

Size	H	W	D	Order code
2 ?	120	60	30	75-227915
2 ??	120	60	40	75-227916
3 ?	150	80	30	75-227917
3 ??	150	80	45	75-227918

- ? Case will accept Shallow Battery Box
- ?? Case will accept either Shallow or Deep Battery Box

For details of a full range of VERONEX compatible accessories, please refer to page 15.



VERONEX instrument

